

Terboinox d.o.o.

EXPORT-IMPORT

Kugle za pranje i kontrolna stakla



Armaturen aus rost- und säurebeständigem Edelstahl

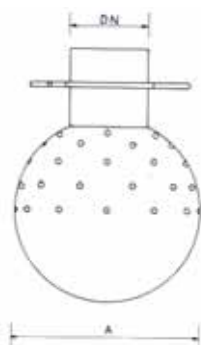
Stainless steel valves / ball valves

PRALNA GLAVA, PERFORACIJA OD SPODAJ
 SPRÜHKOPF MIT KLAMMER, LOCHUNG NACH UNTEN
 CLEANING BALL WITH CLAMP PERFORATED DOWN



DN	A	B	C	W.Nr.:1.4301/1.4401 AISI 304 / AISI 316
25	65			●

PRALNA GLAVA, PERFORACIJA OD ZGORAJ
 SPRÜHKOPF MIT KLAMMER, LOCHUNG NACH OBEN
 CLEANING BALL WITH CLAMP PERFORATED UP

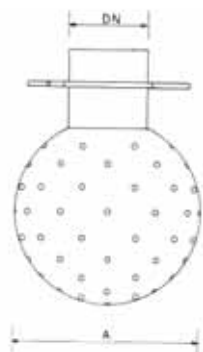


DN	A	B	C	W.Nr.:1.4301/1.4401 AISI 304 / AISI 316
25	65			●

PRALNA GLAVA, PERFORACIJA 360°

SPRÜHKOPF MIT KLAMMER, LOCHUNG 360°

CLEANING BALL WITH CLAMP PERFORATED 360°

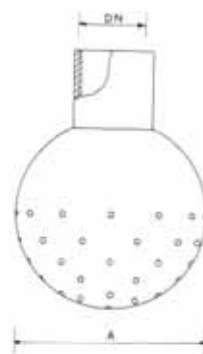


DN	A	B	C	W.Nr.:1.4301/1.4401 AISI 304 / AISI 316
25	65			●

PRALNA GLAVA Z N. NAV. PERFORACIJA OD SPODAJ

SPRÜHKOPF MIT I. GEWINDE, LOCHUNG NACH UNTEN

CLEANING BALL WITH THREAD PERFORATED DOWN



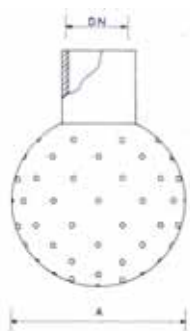
DN	A	B	C	W.Nr.:1.4301/1.4401 AISI 304 / AISI 316
3/4"	65			●
1 1/4"	90			●

PRALNA GLAVA Z N. NAV. PERFORACIJA OD ZGORAJ
 SPRÜHKOPF MIT I. GEWINDE, LOCHUNG NACH OBEN
 CLEANING BALL WITH THREAD PERFORATED UP



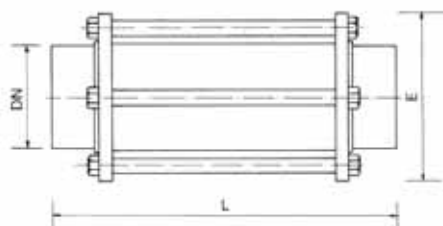
DN	A	B	C	W.Nr.:1.4301/1.4401 AISI 304 / AISI 316
3/4"	65			●
1 1/4"	90			●

PRALNA GLAVA Z N. NAV. PERFORACIJA 360°
 SPRÜHKOPF MIT I. GEWINDE, LOCHUNG 360°
 CLEANING BALL WITH THREAD PERFORATED 360°




DN	A	B	C	W.Nr.:1.4301/1.4401 AISI 304 / AISI 316
3/4"	65			●
1 1/4"	90			●

KOTROLNO STEKLO, DIN VARILNI PRIKLJUČEK
 SCHAULATERNE MIT DIN SCHWEISSENDE
 SIGHT GLASS WITH DIN WELDING ENDS



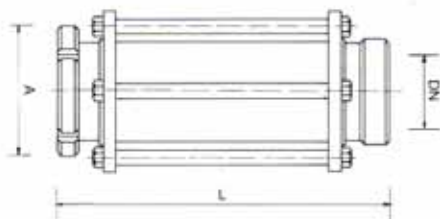
DN	E	L	W.Nr.:1.4301/1.4401 AISI 304 / AISI 316
25	60	157	●
32	65	157	●
40	70	157	●
50	85	157	●
70	100	161	●
80	115	171	●
101	140	179	●

KOTROLNO STEKLO, DIN NAVOJNI PRIKLJUČEK
 SCHAULATERNE MIT DIN GEWINDE
 SIGHT GLASS WITH DIN MALE ENDS



DN	C	A	W.Nr.:1.4301/1.4401 AISI 304 / AISI 316
25	52-6	157	●
32	58-6	157	●
40	65-6	157	●
50	78-6	157	●
65	95-6	161	●
80	110-6	171	●
100	130-6	179	●

KOTROLNO STEKLO, DIN NAV. PRIKLJUČEK / MATICA
SCHAULATERNE MIT DIN GEWINDE / MUTTER
SIGHT GLASS WITH DIN MALE ENDS / NUT ENDS



DN	A	L	W.Nr.:1.4301/1.4401 AISI 304 / AISI 316
25	63	163	●
32	70	163	●
40	78	162	●
50	92	162	●
65	112	168	●
80	127	179	●
100	148	187	●